



DW-HE24/2.5

LED Strips - For Warm Dim Applications



- High efficacy dynamic white linear LED strip for warm dim applications
- 14 diodes per 2" cut point
- 7 diodes per one color temperature
- Ambient operating temp: -4-145°F
- Installation temp: 50-100°F | Storage temp: -4-140°F
- Calculated L70 = 70000 hrs
- When using DALI and DMX power supplies, LED wattage must be doubled

1	2	3	4	5	6	7	8
V/WATTS	RATED	CCT - LUMENS/CRI	CONNECTOR/WIRE IN	CONNECTOR/WIRE OUT	WIRE COLOR	WIRE TYPE	ILLUMINATED LENGTH
DW-HE24/2.5							

Sample Part Number: **DW-HE24/2.5-DRY-20/27-BW-CLS-WH-CL2-48"**

1	V/WATTS	2	RATED	3	CCT - LUMENS/CRI	4	CONNECTOR/WIRE IN	5	CONNECTOR/WIRE OUT
	DW-HE24/2.5 Voltage: 24VDC Wattage: 2.5W/ft LED engine is built with 3 wires requiring 0-10V, DMX or DALI control. Using DALI, DMX, or non QTL power supplies may double watts/ft. See following pages for compatible power supplies.	DRY IP20	18/30 1800K/3000K 18/35 1800K/3500K 20/27 2000K/2700K 20/30 2000K/3000K 24/40 2400K/4000K 27/40 2700K/4000K 27/55 2700K/5500K	18/30 1800K/3000K 18/35 1800K/3500K 20/27 2000K/2700K 20/30 2000K/3000K 24/40 2400K/4000K 27/40 2700K/4000K 27/55 2700K/5500K	BW Bare Wire (Standard 24") CLS Closed End (No feed) CON6 Connector 6" CON24 Connector 24" Connector/Wire In not needed to specify product. Typical selection is BW. BW: Standard length is 24"; Max length is 120". Request custom length by writing in part number next to BW (example: BW48)	BW Bare Wire (Standard 24") CLS Closed End (No feed) CON6 Connector 6" CON24 Connector 24" Connector/Wire Out not needed to specify product. Typical selection is CLS or BW. BW: Standard length is 24"; Max length is 120". Request custom length by writing in part number next to BW (example: BW48)			
	DMP IP54	22/30 2200K/3000K 22/35 2200K/3500K 24/30 2400K/3000K 24/40 2400K/4000K 27/40 2700K/4000K	BW Bare Wire (Standard 24") CON6 Connector 6" CON24 Connector 24" Connector/Wire In not needed to specify product. Typical selection is BW. BW: Standard length is 24"; Max length is 120". Request custom length by writing in part number next to BW (example: BW48)	BW Bare Wire (Standard 24") CLS Closed End (No feed) CON6 Connector 6" CON24 Connector 24" Connector/Wire Out not needed to specify product. Typical selection is CLS or BW. BW: Standard length is 24"; Max length is 120". Request custom length by writing in part number next to BW (example: BW48)					
	WET IP67	18/30 1800K/3000K 18/35 1800K/3500K 20/27 2000K/2700K 20/30 2000K/3000K 24/40 2400K/4000K 27/40 2700K/4000K 27/55 2700K/5500K	BW Bare Wire (Standard 24") CON6 Connector 6" CON24 Connector 24" Connector/Wire In not needed to specify product. Typical selection is BW. BW: Standard length is 24"; Max length is 120". Request custom length by writing in part number next to BW (example: BW48)	BW Bare Wire (Standard 24") CLS Closed End (No feed) CON6 Connector 6" CON24 Connector 24" Connector/Wire Out not needed to specify product. Typical selection is CLS or BW. BW: Standard length is 24"; Max length is 120". Request custom length by writing in part number next to BW (example: BW48)					
6	WIRE COLOR	7	WIRE TYPE	8	ILLUMINATED LENGTH				
	WH White BK Black	CL2 Class 2 CL2P Class 2 Plenum Rated CL2P only available with bare wire leads (BW)	2"-230" 2" increments Available in reel lengths of 19.2' (Class 2) and 100'. Each reel will have a 2' soldered lead wire attached. Contact factory for larger reels.						
	WH White BK Black	CL2 Class 2 CL2P Class 2 Plenum Rated CL2P only available with bare wire leads (BW)	2"-180" 2" increments						
	WH White BK Black	CL2 Class 2 CL2P Class 2 Plenum Rated CL2P only available with bare wire leads (BW)	2"-230" 2" increments						

5 year warranty | Warranty only valid with QTL power supplies | Field modifications must comply with QTL's installation methods otherwise warranty is null & void | All data has +/- 5% tolerance | UL Listed | Consult factory for alternate Kelvin temperature | Title 24 - JA8-2019 Strips: DRY and WET rated, 2000K and above



DW-HE24/2.5

LED Strips - For Warm Dim Applications

3 CCT – LUMENS/CRI - DELIVERED LUMENS

[Calculated L70 = 70000 hrs]
Tested with DW-HE24/2.5-DRY

For 20/27, 18/30, and 20/30

CCT	Lumen/ft	Luminous Efficacy	CRI Ra	CRI R9	TM30 Rf	TM30 Rg	Circuit Wattage
2700K	270	108 Lm/W	97	96	94	100	2.50
3000K	281	119 Lm/W	98	96	93	99	2.35

For 18/35, 24/40, 27/40 and 27/55

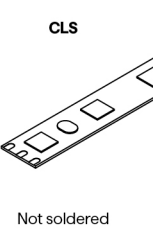
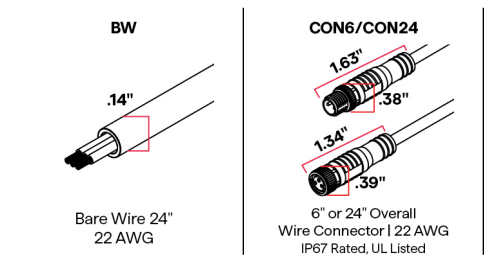
CCT	Lumen/ft	Luminous Efficacy	CRI Ra	CRI R9	TM30 Rf	TM30 Rg	Circuit Wattage
3500K	**	** Lm/W	**	**	**	**	**
4000K	292	120 Lm/W	98	96	92	100	2.40
5500K	316	128 Lm/W	97	94	92	99	2.50

TEMPERATURE RATINGS

	Min	Max
Ambient Operating Temp - Surface	-4°F	145°F
Storage Temp	-4°F	140°F
Installation Temp	-50°F	100°F

4 / 5 CONNECTOR/WIRE – IN/OUT

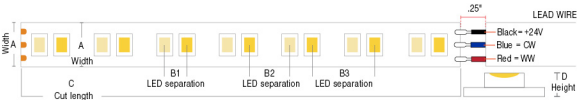
Connector/Wire In or Out not needed to specify product. Standard configuration is BW for Wire In and CLS for Wire out



6 WIRE COLOR



8 ILLUMINATED LENGTH - DIMENSIONS



















Section (in)	A	B1	B2	B3	C	D
DRY (IP20)	0.39"	0.07"	0.20"	0.27"	2.00"	0.05"
DMP (IP54)	0.39"	0.07"	0.20"	0.27"	2.00"	0.12"
WET (IP67)	0.47"	0.07"	0.20"	0.27"	2.00"	0.18"



DW-HE24/2.5

LED Strips - For Warm Dim Applications

COMPATIBLE EXTRUSIONS

																
	WIDE	ROUND	TORQ	TRES	LALO	TALO	ARKA	TELA	VEVE	FLUR	EMBD	LATO	MDIN	OPTI-FLAT	OPTI-OPTICS	THIN
DRY	✓	✓	✓	✓	✓	✓	✓	✓	✓	✓	✓	✓	✓	✓	✓	✓
DMP	✓	✓	✓	✓	✓	✓	✓	✓	✓	✓	✓	✓	✓	✓		✓
WET	✓				✓	✓	✓	✓			EXCLUDES 30°, 45°, 60° LENS		✓	✓		NO LENS

COMPATIBLE POWER SUPPLIES

See power supplies cut sheets for more information. Data subject to change, all data has +/- 5% tolerance.

DIM TO LEVEL	INDOOR	OUTDOOR
	DW-HE Warm Dim Applications	DW-HE Warm Dim Applications
0.1%	QT-CAB-eLED+DALI-DT6 QT-CAB-eLED+DALI-DT8 QT-CAB-eLED+DALI-DT8-AWN QT-CAB-eLED+WD QT-CAB-eLED+WD-AWN QTM-eLED+DALI-DT6 QTM-eLED+DALI-DT8 QTM-eLED+DALI-DT8-AWN QTM-eLED+WD QTM-eLED+WD-AWN QZ-DW	Q-SET-QZ-DW QOM-eLED+DALI-DT6 QOM-eLED+DALI-DT8 QOM-eLED+PS-DALI-DT6 QOM-eLED+PS-DALI-DT8 QOM-eLED+WD QZ-DW
1%	QZ-DALI-DT8	Q-SET+QZ-DALI-DT8 QZ-DALI-DT8
10%	Non-Dim Power Supply with WD App Dongle	



DW-HE24/2.5


LED Strips - For Warm Dim Applications

DIMMING PROTOCOL	INDOOR	OUTDOOR
	DW-HE Warm Dim Applications	DW-HE Warm Dim Applications
Phase	QZ-DW	Q-SET-QZ-DW QZ-DW
0-10V	QT-CAB-eLED+WD QT-CAB-eLED+WD-AWN QTM-eLED+WD QTM-eLED+WD-AWN QZ-DW	Q-SET-QZ-DW QOM-eLED+WD QZ-DW
Lutron Athena	QT-CAB-eLED+DALI-DT8-AWN QT-CAB-eLED+WD-AWN QTM-eLED+DALI-DT8-AWN QTM-eLED+WD-AWN	
DALI-2: DT6 LED wattage must be doubled for DW-HE products except for AWN	QT-CAB-eLED+DALI-DT6 QTM-eLED+DALI-DT6	QOM-eLED+DALI-DT6
DALI-2: DT8 LED wattage must be doubled for DW-HE products except for AWN	QT-CAB-eLED+DALI-DT8 QT-CAB-eLED+DALI-DT8-AWN QTM-eLED+DALI-DT8 QTM-eLED+DALI-DT8-AWN QZ-DALI-DT8	Q-SET+QZ-DALI-DT8 QOM-eLED+DALI-DT8 QZ-DALI-DT8
SCENE App Dimmed	Non-Dim Power Supply with WD App Dongle	

COMPATIBLE MOUNTING ACCESSORIES

QUOVA-MICRO	SHIELD A - Medium	SHIELD B - Medium	BL-GRAZER	BL-MICRO	BL-LARGE	SD-L-LARGE	SD-L-MEDIUM	SD-L-MICRO	SD-J-LARGE
QUOVA Knife Edge	For standalone use	For use within extrusions	Backwards L Mounting Bracket	Backwards L Mounting Bracket	Backwards L Mounting Bracket	L Mounting Bracket	L Mounting Bracket	L Mounting Bracket	J Mounting Bracket
IQ-STRAP	IQ-CLIP-SS12	IQ-CLIP-SS10	IQ-CLIP-PL						
Plastic strap, Fits all LED strips	Metal clip, Fits DMP strip	Metal clip, Fits WET strip	Plastic clip, Fits WET strip						

COMPATIBLE WIRING ACCESSORIES





DW-HE24/2.5

LED Strips - For Warm Dim Applications

COMPATIBLE CONTROL ACCESSORIES

SCENE APP DONGLE



Wi-Fi or Bluetooth
Connectivity

COMPATIBLE APPS

NFC APP



Read and write
DMX addresses and
adjust voltage